



Potency Results

Sample Name: **Rainbow Sherbet 11 THCa**

Client: High Forest ReLeaf

Client Batch ID:

Pinnacle-Analytics.com

3549 Lear Way, Suite 101

Medford OR 97504

P:(541)300-8217

Sample ID: rC-H-109-D1388

Matrix: Flower

Prep Analyst: Jeff A.

Analysis Method: 0630322+1 H4 4-21-2022 #1.lcm

Sampling Method: N/A

Reference Method: JCB 2009: HPLC/DAD

Analysis Batch: 9-10-2023 H4 14, 109, 185, 276, 310, 355 Flower

Date Sampled: 9/8/2023

Date Reported: 9/11/2023

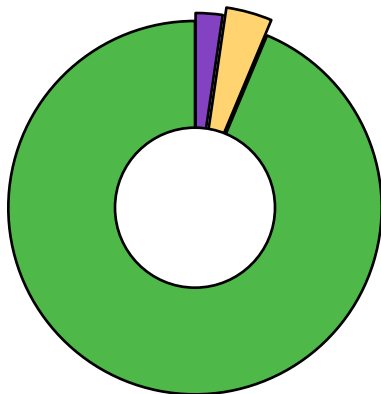
Client License:

2099 Emigrant Creek Rd

Ashland OR 97520

For R&D Purposes Only

Total THC (THCA*0.877+d9-THC) **20.2%**
Total CBD (CBDA*0.877+CBD) **<LOQ%**
Moisture Content **13.0%**



- CBGA
- d9-THC*
- THCA*


| Cannabinoid | % Weight | mg/g |
|---------------------------|-------------|--------------|
| CBDVA | <LOQ | <LOQ |
| CBDV | <LOQ | <LOQ |
| CBDA* | <LOQ | <LOQ |
| CBGA | 0.404 | 4.04 |
| CBG | <LOQ | <LOQ |
| CBD* | <LOQ | <LOQ |
| THCV | <LOQ | <LOQ |
| CBN | <LOQ | <LOQ |
| d9-THC* | 0.193 | 1.93 |
| d8-THC* | <LOQ | <LOQ |
| CBC | <LOQ | <LOQ |
| THCA* | 22.8 | 168.0 |
| Total Cannabinoids | 17.4 | 174.0 |

*ORELAP Accredited Analyte

Limit Of Quantitation: 0.1%, analyte not measured



These test results may not be altered or reproduced except in full without the permission of Pinnacle Analytics. These results were generated following the Oregon Administrative Rules and in accordance with the NELAP Institute under ORELAP License #4152
 Report generated by Routine_Potency_Rev13_8-1-2023


 Kris Ford, PhD
 Lab Director



Quality Control Results

Analyst: Jeff A.

Pinnacle-Analytics.com
3549 Lear Way, Suite 101
Medford OR 97504

Analysis Batch: 9-10-2023 H4 14, 109, 185, 276, 310, 355 Flower P:(541)300-8217

| | Duplicate RPD | | LCS % Recovery | | Method Blank | |
|---------------|---------------|-------|----------------|---------|--------------|-------|
| | C-0-D233-g | Limit | C-FL-090723 | Limits | C-FB-090723 | Limit |
| CBDA | 1.35% | 10% | 97.9% | 90-110% | <LOQ/2 | LOQ/2 |
| CBD | 0.348% | 10% | 102.0% | 90-110% | <LOQ/2 | LOQ/2 |
| d9-THC | 0.572% | 10% | 102.0% | 90-110% | <LOQ/2 | LOQ/2 |
| d8-THC | 9.58% | 10% | 103.0% | 90-110% | <LOQ/2 | LOQ/2 |
| THCA | 2.54% | 10% | 92.9% | 90-110% | <LOQ/2 | LOQ/2 |


RPD: Relative Percent Difference between unknown sample and its duplicate

LCS: Laboratory Control Sample with known concentration

Case Comments: There were no divergences from ordinary Quality Control procedures or SOPs.



These test results may not be altered or reproduced except in full without the permission of Pinnacle Analytics. These results were generated following the Oregon Administrative Rules and in accordance with the NELAP Institute under ORELAP License #4152
Report generated by Routine_Potency_Rev13_8-1-2023


Kris Ford, PhD
Lab Director